



**Student Departure and Migration Report:
Subsequent Enrollment of Students Enrolled at USC Aiken in Fall 2003, Fall 2004, and Fall 2005**

July 20, 2007

This report on student departures and migration provides an overview of where students who were enrolled at USC Aiken in Fall 2003, Fall 2004, and Fall 2005 were enrolled one year later. Overall, 7-8% of all undergraduates (10% of full-time freshmen) were enrolled at a different four-year institution, about 5% of all undergraduates (10% of full-time freshmen) were enrolled at a two-year institution, and 10-12% of all undergraduates (13-17% of full-time freshmen) were not enrolled in any post-secondary institution.

Methodology

In January 2007, data about student enrollment in Fall 2003, Fall 2004 and Fall 2005 of all undergraduates and the subset of full-time, first time students (the full-time freshman cohort) were uploaded to the National Student Clearinghouse (NSC) using their secure web portal. Detailed instructions for file preparation are available on the secure fileshare server in the Institutional Effectiveness folder (<K:\Institutional Effectiveness\IE OFFICE\Office How To Do Folder\Creating Files to Upload to NSC.doc>).

Data returned by NSC include a unique student identifier (not the USC ID number) and dates of enrollment at institutions participating in the NSC. About 90% of institutions nationwide participate, including almost all institutions in South Carolina with 1,000 students or more, except for Bob Jones University, Southern Wesleyan University, North Greenville College, and Denmark Technical College. This report does not consider students to have departed USC Aiken if they were concurrently enrolled at USC Aiken and another institution.

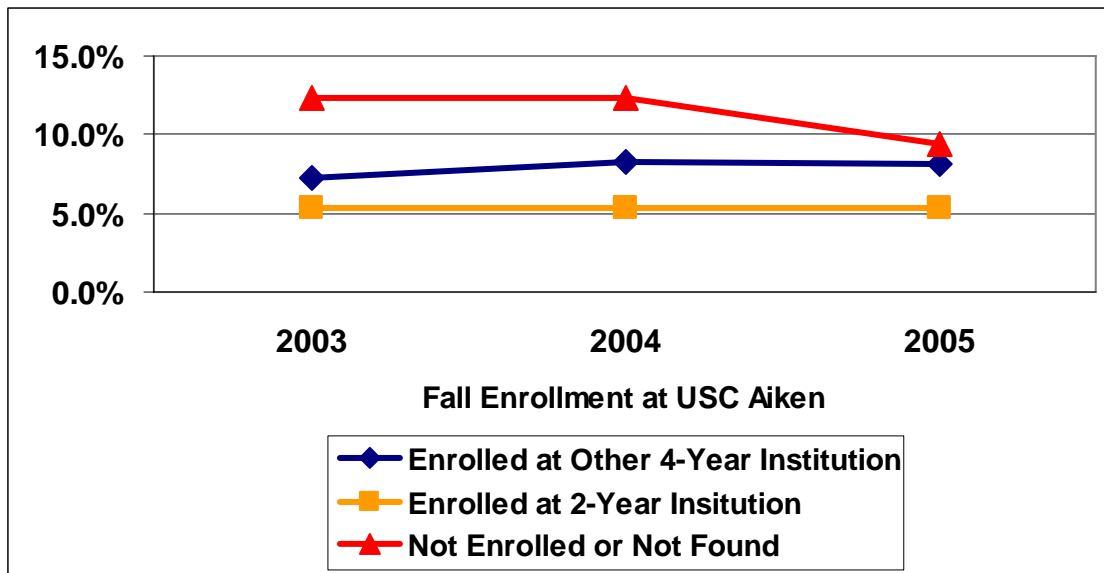
Enrollment Patterns of All Degree-Seeking Undergraduates

Among all degree-seeking undergraduates (including freshmen) enrolled in Fall 2003, Fall 2004, and Fall 2005, 16-19% graduated before the start of the following fall semester and 56-61% returned for the following fall semester. About 7-8% of degree-seeking undergraduates were enrolled at another four-year college or university in the following fall; about 5% were enrolled at a two-year college; and 10-12% were not found in the NSC database, suggesting they were not enrolled at any post-secondary institution.

Table 1. Enrollment Patterns of Degree-Seeking Undergraduates Enrolled in 2003, 2004, and 2005

	Fall Enrollment at USC Aiken					
	2003		2004		2005	
	N	%	N	%	N	%
Initial Number	3,018	--	3,023	--	2,862	--
Enrollment Status Following Fall						
Enrolled at USCA	1,681	55.7%	1,684	55.7%	1,746	61.0%
Enrolled at Other 4-Year Institution	219	7.3%	251	8.3%	234	8.2%
Enrolled at 2-Year Institution	160	5.3%	161	5.3%	151	5.3%
Not Enrolled or Not found	374	12.4%	372	12.3%	271	9.5%
Graduated	561	18.6%	556	18.4%	460	16.1%

Chart 1. Enrollment Patterns of Degree-Seeking Undergraduates Enrolled in 2003, 2004, and 2005

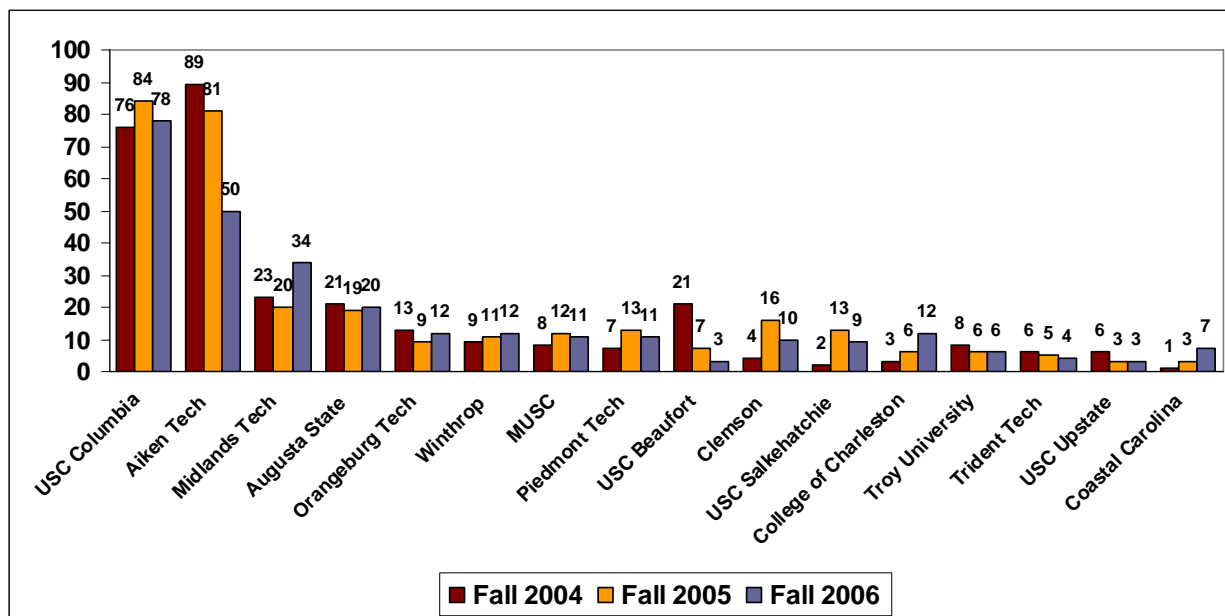


Just over a quarter (26%) of the students who left USC Aiken to attend another institution in the past three years enrolled at USC Columbia, and about another quarter (24%) enrolled at the local two-year institution, Aiken Technical College. Another 12% enrolled at the other nearby technical colleges (Midlands Tech and Orangeburg Tech), and 7%, or about 20 students each Fall, enrolled at nearby Augusta State University.

Table 2. Top Destination Institutions of Degree-Seeking Undergraduates Enrolled at USC Aiken in 2003, 2004, and 2005

	Fall 2003	Fall 2004	Fall 2005	3-Year Total
Enrollment at USC Aiken	Fall 2003	Fall 2004	Fall 2005	--
Destination Institution				
USC Columbia	76	84	78	238
Aiken Technical College	89	81	50	220
Midlands Technical College	23	20	34	77
Augusta State University	21	19	20	60
Orangeburg-Calhoun Technical College	13	9	12	34
Winthrop University	9	11	12	32
MUSC	8	12	11	31
Piedmont Technical College	7	13	11	31
USC Beaufort	21	7	3	31
Clemson University	4	16	10	30
USC Salkehatchie	2	13	9	24
College of Charleston	3	6	12	21
Troy University	8	6	6	20
Trident Technical College	6	5	4	15
USC Upstate	6	3	3	12
Coastal Carolina	1	3	7	11
Georgia Military College	3	4	4	11
Lander University	2	5	4	11
Univ. of Phoenix	4	4	3	11

Chart 2. Top Destination Institutions of Degree-Seeking Undergraduates Enrolled at USC Aiken in 2003, 2004, and 2005



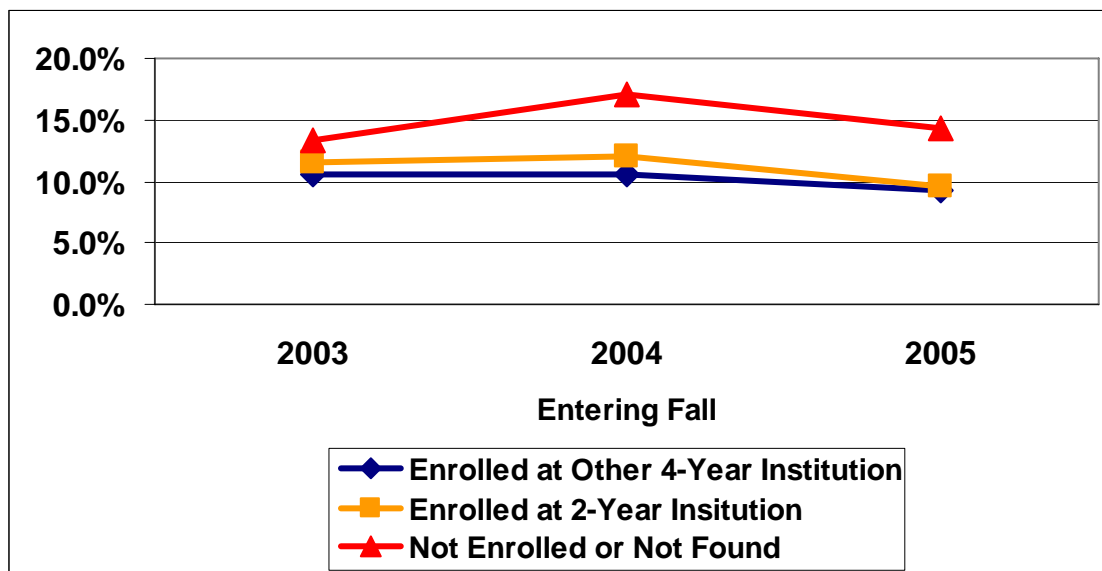
Enrollment Patterns of Full-Time, First-Time Freshmen

In the past three years 33-40% of the entering students in the full-time freshman cohort have not returned to USC Aiken for a second year of college. In each class, about 9-10% were enrolled at another four-year college or university; about another 10-12% were enrolled at a two-year college; and 13-17% were not found in the NSC database, suggesting they were not enrolled at any post-secondary institution. The remaining 60-67% returned to USC Aiken.

Table 3. Enrollment Patterns of Full-Time Freshmen Entering in 2003, 2004 and 2005

	Entering Fall					
	2003		2004		2005	
	N	%	N	%	N	%
Initial Number	537	--	581	--	562	--
<i>Enrollment Status 2nd Fall</i>						
Enrolled at USCA	346	64.4%	351	60.4%	376	66.9%
Enrolled at Other 4-Year Institution	57	10.6%	61	10.5%	52	9.3%
Enrolled at 2-Year Institution	62	11.5%	70	12.0%	54	9.6%
Not Enrolled or Not found	72	13.4%	99	17.0%	80	14.2%

Chart 3. Enrollment Patterns of Full-Time Freshmen Entering in 2003, 2004 and 2005

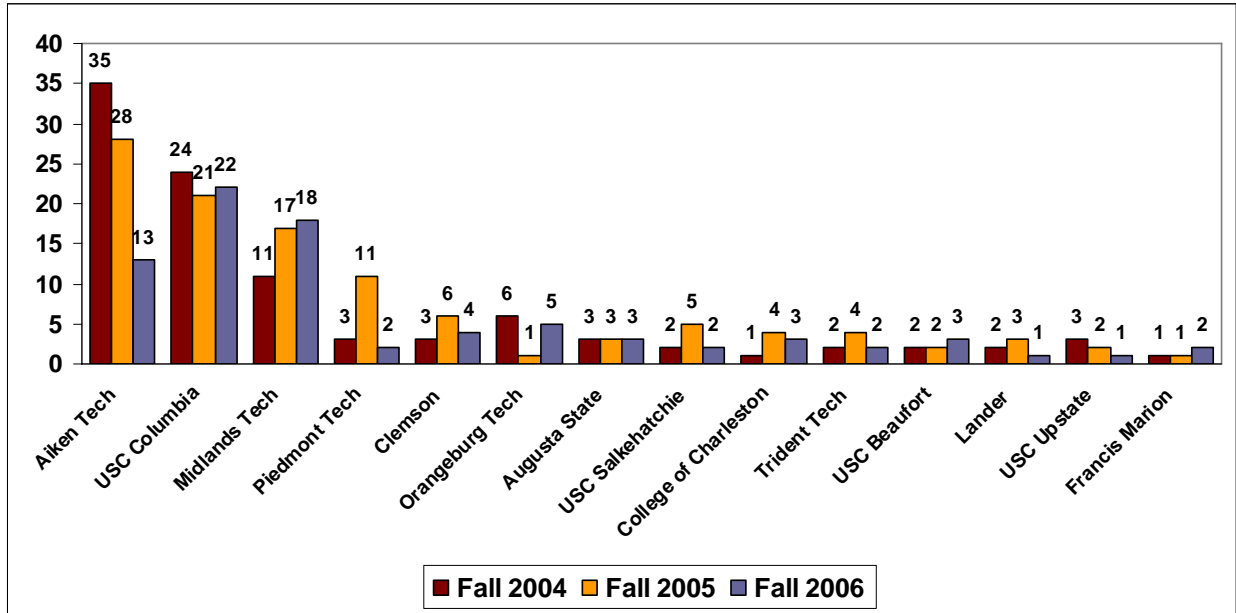


Just over a quarter (26%) of the students who left USC Aiken to attend another institution in the past three years enrolled at the local two-year institution, Aiken Technical College, and about another quarter (23%) enrolled at USC Columbia. Another quarter (25%) enrolled at the other nearby technical colleges (Midlands Tech, Orangeburg Tech, and Piedmont Tech). The remaining quarter of departing freshmen enrolled at larger public universities in the state (Clemson University and College of Charleston) and nearby Augusta State University in Georgia, although these institutions typically received only 1-6 USC Aiken freshmen each year.

Table 4. Destination Institutions of Full-Time, First-Time Freshmen Enrolled at USC Aiken in 2003, 2004, and 2005

	Fall 2004	Fall 2005	Fall 2006	3-Year Total
Year of Entry to USCA	2003	2004	2005	--
Destination Institution				
Aiken Technical College	35	28	13	76
USC Columbia	24	21	22	67
Midlands Technical College	11	17	18	46
Piedmont Technical College	3	11	2	16
Clemson University	3	6	4	13
Orangeburg Technical College	6	1	5	12
Augusta State University	3	3	3	9
USC Salkehatchie	2	5	2	9
College of Charleston	1	4	3	8
Trident Technical College	2	4	2	8
USC Beaufort	2	2	3	7
Lander University	2	3	1	6
USC Upstate	3	2	1	6
Francis Marion University	1	1	2	4

Chart 4. Destination Institutions of Full-Time, First-Time Freshmen Enrolled at USC Aiken in 2003, 2004, and 2005



Conclusions

Departures from USC Aiken appear to have remained fairly consistent from 2003 through 2005. Student migration to four-year institutions appears to remain steady at about 7-8% (9-10% for freshmen) even when overall university retention rates improve or decline. The number of students who enroll at 2-year institutions after at least one semester of enrollment at USC Aiken does appear to change somewhat with the University's overall retention rate, as does the number of students who are not enrolled at any post-secondary institution. This relationship may suggest that higher year-to-year overall persistence rates tend to represent retention of more students who have limited options of attending other four-year institutions or those who may have more need for academic support. If such an interpretation is on target, then these findings could reaffirm the value of USC Aiken's efforts to develop more robust academic support mechanisms.