

North

South

# Explore the Civil War

---


1860-1877

An Inquiry/Project based 'TILT' encompassing the Causes, Effects,  
People, Battles, and Reconstruction Period of the Civil War

Created by: Shannon Green, Susan Gerstenberger, Christi McWaters,  
and Betty Puckett

Union

Confederate



# Essential Questions

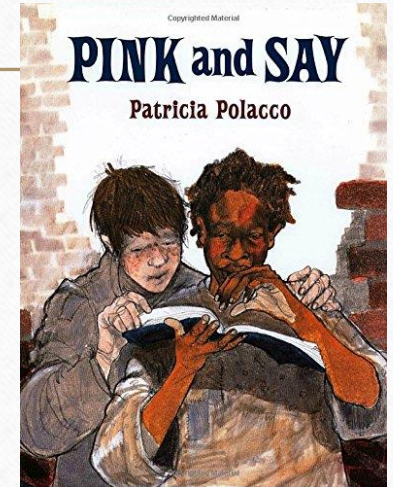
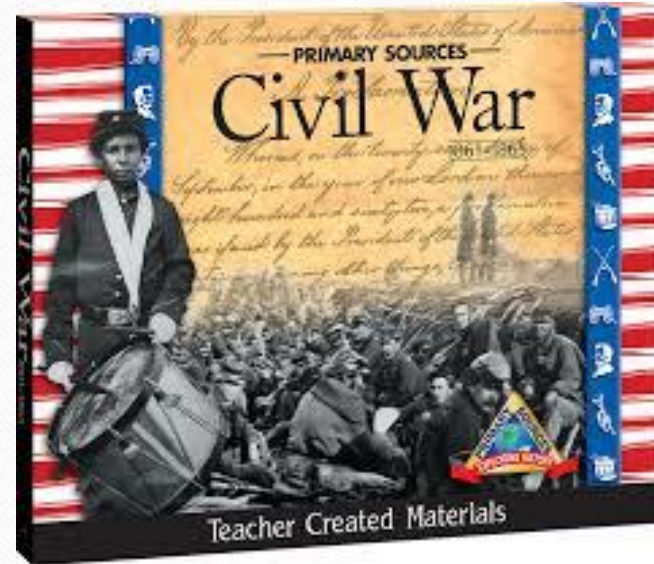
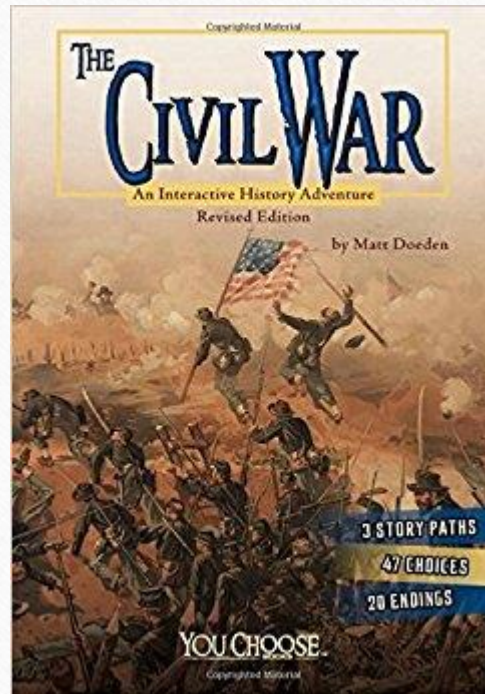

---




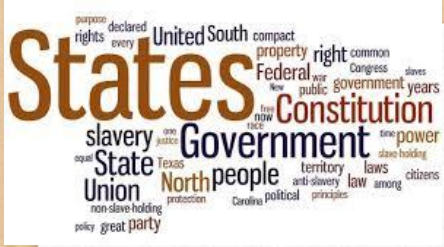
- How did significant battles, strategies, and turning points affect the outcome of the Civil War?
- How did the Civil War change the United States socially, economically, and politically?
- What impact did the assassination of Abraham Lincoln have on the goals and course of Reconstruction?



# Explore the Civil War through Children's Literature, Primary Sources, and Informational Text







# Causes and Effects of the Civil War

ELA	Social Studies	Math	Science	Theater
Analyzing primary/secondary sources, point of view, literature circles, journaling, poetry, RAFT, book reviews	Analyzing causes and effects of the Civil War through primary source documents	Multiplying whole numbers and decimals to calculate weights	Engineering and Physical Science	Creating visual, theatrical representations/ depictions of historical photos
<b>Activity Spotlight:</b> Analyzing primary source photographs to create a Cinquain describing the event/person	<b>Activity Spotlight:</b> Utilizing the Primary document with excerpts from <i>Uncle Tom's Cabin</i> to create a review of the book	<b>Activity Spotlight:</b> Simulating a soldier's life by calculating the weight of the items in their knapsack	<b>Activity Spotlight:</b> Hot Air Balloon Height experiment by varying the size of the bag/balloon and heat	<b>Activity Spotlight:</b> Creating tableaus utilizing primary source photographs referencing causes and effects of the Civil War

# The Agricultural South

---




versus



# The Industrial North

---



The Power  
of Machines



# RAFT Writing Activity Sample

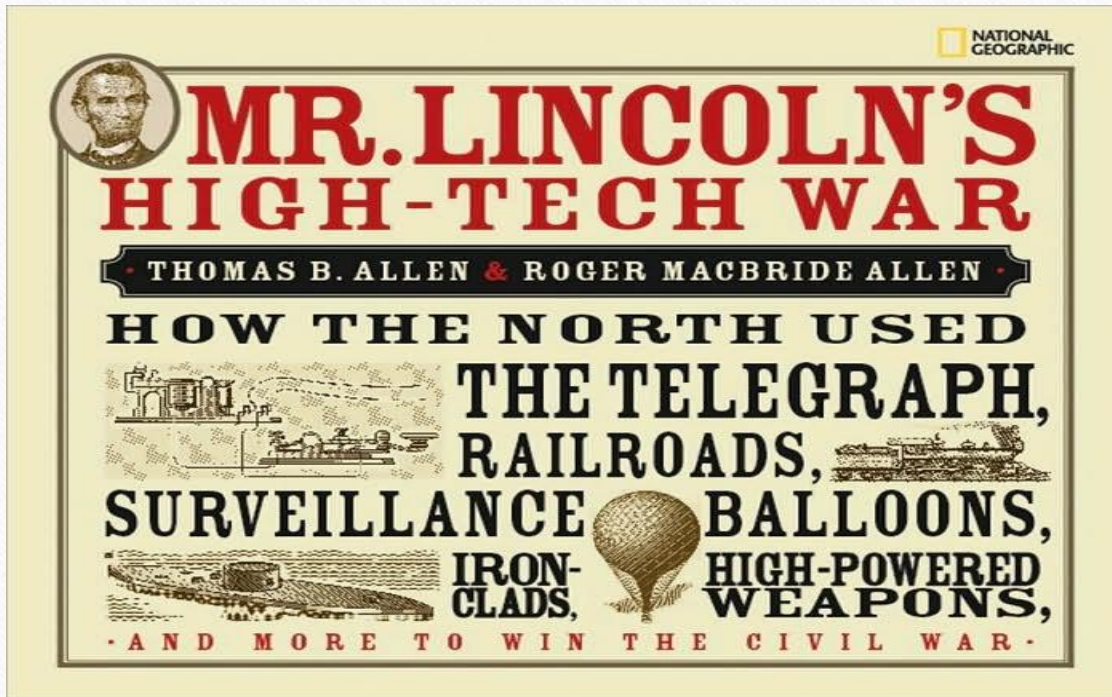


Role	Audience	Format	Topic	Strong Verb
A Confederate soldier	William T. Sherman	Advice column	Get out and vote!	Announce
A museum curator	Voters in the presidential election	Campaign poster	Here's what happened.	Compare
A slave	Ulysses S. Grant	Complaint	Here's what really happened to me.	Defend
A soldier's family	Sojourner Truth	Confession	How do I escape?	Demand
A Union soldier	People watching the play at Ford's Theater	Diary entry	I didn't know what was happening.	Describe



# Science of the Civil War

Applied Science, Engineering, Physical Science




Hot Air Balloon  
Heights Experiment






# People of the Civil War



ELA	Social Studies	Math	Science	Visual Art/Theater
Analyze primary/secondary sources, point of view, literature circles, character analysis, journaling, poetry, script writing for reader's theater, RAFT	Utilize informational text to research and gain insight into the lives of prominent people of the Civil War	Equivalent fractions, polygons, and geometric shapes	Constellations and Astronomy: <i>Follow the Drinking Gourd</i> The Big Dipper, The Little Dipper, and North Star	Utilize a variety of processes to create works of visual art, Curriculum-based Reader's Theater of Abraham Lincoln to communicate content
<b>Activity Spotlight:</b> Create a Reader's Theater script on one prominent figure of the Civil War era	<b>Activity Spotlight:</b> Create Literature Circles utilizing the "Who Was" series of the Civil War for class discussions on their impact during the period	<b>Activity Spotlight:</b> Create a Freedom Quilt square utilizing equivalent patterns and symmetrical shapes	<b>Activity Spotlight:</b> Utilize the song "Follow the Drinking Gourd" and connection to the Underground Railroad and Astronomy	<b>Activity Spotlight:</b> Create Big Dipper, North Star, and Little Dipper using <i>Tape Art</i>

**Lesson Spotlights: Freedom Quilt and Constellation Tape Art**






# Freedom Quilt

## Character Analysis

The Underground Railroad Quilt Code Patterns	
	<b>Monkey Wrench</b> Prepare the tools you'll need for the long journey, including the mental and spiritual tools. Or (as a Ship's Wheel), the pilot is prepared to begin the transport.
	<b>Wagon Wheel</b> Load the wagon or prepare to board the wagon to begin the escape.
	<b>Bear's Paw</b> Take a mountain trail, out of view. Follow the path made by bear tracks; they can lead you to water and food.
	<b>Crossroads</b> Refers to Cleveland, Ohio, a destination offering several routes to freedom. It also signifies reaching a point where a person's life will change, so one must be willing to go on.
	<b>Log Cabin</b> A secret symbol that could be drawn on the ground indicating that a person is safe to talk to. It also advises seeking shelter.
	<b>Shoofly</b> Possibly identifies a friendly guide who is nearby and can help.
	<b>Bowtie</b> Dress in a disguise, or put on a change of clothes.
	<b>Flying Geese</b> Points to a direction to follow, such as where geese would fly during spring migration.
	<b>Drunkard's Path</b> Create a zig-zag path, do not walk in a straight line, to avoid pursuers in this area.
	<b>Star</b> Follow the North Star. Worked in conjunction with the popular song, "Follow the Drinking Gourd," a reference to the Big Dipper constellation.







# Constellation Tape Art

Many slaves were running to freedom by following the "drinking gourd".





# Battles of the Civil War



ELA	Social Studies	Math	Science	Visual Art/Theater
Analyzing primary/secondary sources, point of view, literature circles, comparing perspectives, journaling, poetry, explanatory writing prompts, RAFT	Utilize primary documents, such as the Gettysburg address to focus on Battles and Turning Points of the Civil War	Applying Area/Perimeter formulas to Civil War Encampment created with KEVA planks	Engineering and Design Standards Stem Activities	Curriculum-based Reader's Theater of The Battle of Bull Run to communicate content, Creative Writing, analyzing music and song lyrics
<b>Activity Spotlight:</b> Imagine themselves as a civilian or soldier in the Battles of Gettysburg/Ft. Sumter to create diary entries	<b>Activity Spotlight:</b> Read the Gettysburg Address primary source document by Abraham Lincoln to compare perspectives of different individuals in history	<b>Activity Spotlight:</b> Calculate the area and perimeter of a student-created Civil War encampment utilizing KEVA planks	<b>Activity Spotlight:</b> Constructing ironclad warships using 3D printing (Engineering) Constructing Civil War Encampments with KEVA planks	<b>Activity Spotlight:</b> Creating a <i>Battle Haiku</i> after reading text and analyzing primary sources on significant battles

**Lesson Spotlight: Ironclads with 3D printers and KEVA planks Civil War Encampments**



# Ironclad Ships of the Civil War with 3D Printers

---



# Building a Civil War encampment with KEVA planks

1. Design a Civil War encampment within your collaborative groups.
2. Build the encampment within a given perimeter.
3. The encampment must include a Civil War tent, a cannon, and fencing around a portion of the perimeter.





# KEVA Planks Demonstration



**Number of Planks:**  
under 50

**Project Number:** 61

**Difficulty:** easy

**Category:** Objects


*Split Rail Fence*



## Civil War Camp

The easy Split Rail Fence helps create Civil War look.

The simple zig zag pattern is an easy way to frame your scene. Split rail fences were popular because there was no need to dig post holes in the rocky soil and other fences needed nails. Split rail fences were made by simply stacking split logs—much like stacking KEVA planks. The most difficult parts of the above scene are the tripods in front of the tents. These represent rifles stacked or a cooking fire.



The fence adds realism and interest to the log cabin scene.

[KEVAplanks.com](http://KEVAplanks.com)

# The Reconstruction Period of the Civil War

ELA	Social Studies	Math	Science	Visual Art/ Theater
Analyzing primary/secondary sources, Point of View, Literature Circles, Journaling/Poetry, Explanatory Writing prompts, RAFT	Analyze Lincoln's, Johnson's, and Congress' plans for Reconstruction by comparing and contrasting their similarities and differences	Operations involving decimals and whole number calculations to show debt/income cycle	Physical changes in matter, Matter and Mixtures	Curriculum-based Reader's Theater on Reconstruction to communicate content, Creating brochures utilizing Microsoft Word
<b>Activity Spotlight:</b> Analyze Political Cartoons of the period to create their own	<b>Activity Spotlight:</b> Create their own plan for Reconstruction that is best suited for all citizens of the era	<b>Activity Spotlight:</b> Participate in a Sharecropping simulation to see how sharecropping compared to slavery, and kept freedmen in debt	<b>Activity Spotlight:</b> Explore recipes of the Civil War/ Reconstruction period, by simulating <u>churning butter</u> to observe the physical changes of matter & mixtures	<b>Activity Spotlight:</b> Create a brochure that depicts the responsibilities of the Freedmen's Bureau, and the jobs they performed for freedmen

**Lesson Spotlight: Sharecropping Simulation**





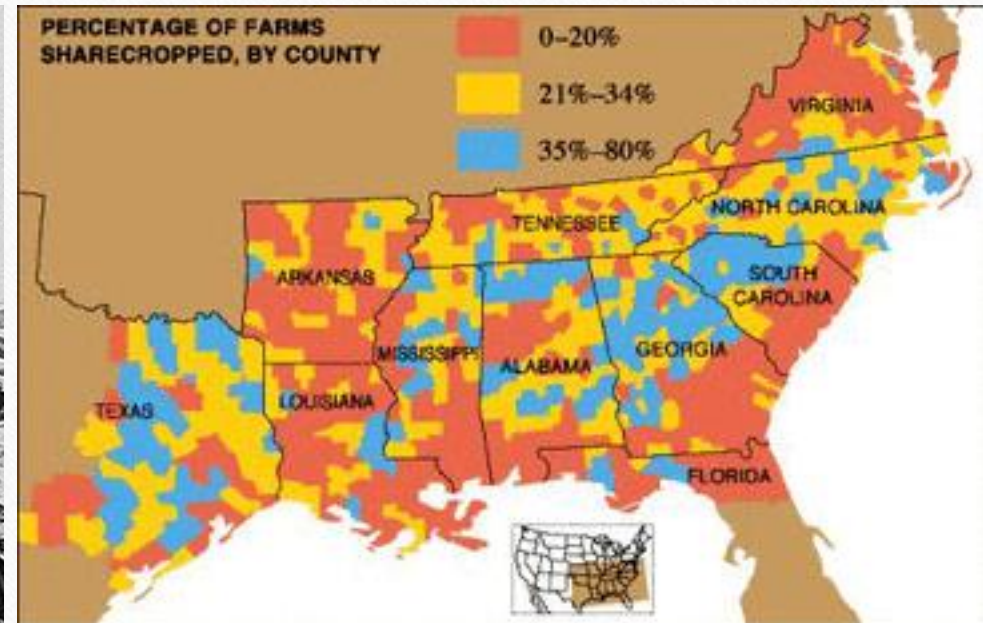
# Sharecropping Simulation

## Economic Slavery

---

1. Students will pretend to be a family of sharecroppers in a collaborative group activity. Each group begins with different amounts of money.
2. At each station, students will spend their money on clothes, food, tools, medicine, and rent to the land owner.
3. Students will calculate their debt-to-income ratio based on what they borrowed, earned, and what is owed.

# Sharecroppers in the South



**Reflection: How are sharecropping and slavery similar?**  
**Why did sharecropping result in a vicious cycle of debt/poverty?**





# Instructional Strategies

---

Read-alouds

Think/Pair/Share

STEAM Activities

Drama Circles

Tableaus



Literature Circles

Project based learning

Questioning/Class discussions

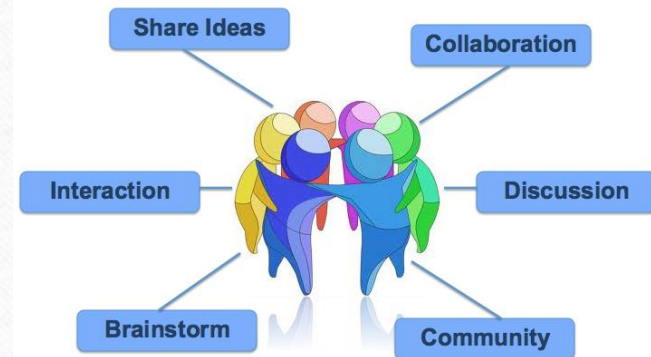
Curriculum-based Reader's Theater

Inquiry Stations

# Differentiating for all Students

---

- Collaborative Learning
- Auditory, Visual, and Kinesthetic Modalities
- Multiple Intelligences (Verbal-linguistic, Logical-mathematical, Visual-spatial, Bodily-kinesthetic, Musical, Interpersonal/Intrapersonal, Natural)
- Graphic Organizers
- Varying leveled texts
- Components allow for student choice





Food of the Civil War

Roles of women

# Assessments

## Formative


Tableaus

RAFT

STEAM Activities

Exit Tickets

Writing Activities



## Obituary for Lincoln

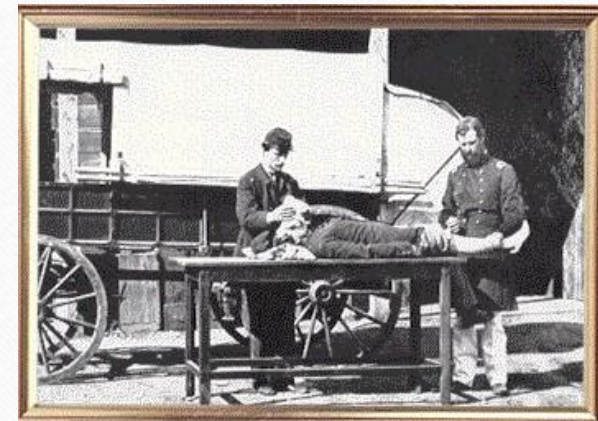
## Summative

Civil War Project Based Learning Assessment

Civil War Museum Project

Reconstruction Museum Exhibit Project

## Medical treatments





# Resources

Library of Congress

National Park Service

Education.com

Civilwar.org

American Civil War History

Other Text Sets/Websites (included in Unit Plan and Budget Planning Form)

